



SCHOOL HEALTH RESEARCH NETWORK  
SCHOOL ENVIRONMENT QUESTIONNAIRE 2022

*This pdf is provided to support you in gathering data within your school and **must not** be used to return your answers. Please use the online version to submit your questionnaire.*

1) GENERAL QUESTIONS ABOUT YOUR SCHOOL

**Q1** In the 2019/20 and 2020/21 school years, in which of the following areas did the Senior Management / Leadership team focus their efforts to make improvements?

SELECT UP TO **FOUR** PRIORITY AREAS ONLY

- Staff health and wellbeing
- Staff relationships with students
- Student physical health (e.g. smoking, obesity)
- Student mental and emotional health
- Student educational attainment
- Estyn report and categorisation
- The physical condition of the school buildings and grounds
- The provision of extra-curricular activities
- Your school's relationships with parents
- Your school's relationships with the local community
- Don't know
- Not applicable

**Q2** Does your school have a **single** strategic lead for student health and wellbeing?

SELECT ONE OPTION ONLY

- Yes (GO TO Q2a)
- No (GO TO Q3)
- Don't know (GO TO Q3)

**Q2a** What is the professional role of the student health and wellbeing lead?

**SELECT ALL THAT APPLY**

- Headteacher / Acting headteacher
- Deputy headteacher
- Assistant headteacher
- Head of phase
- Head of year
- Head of department
- Subject teacher
- School nurse
- Other (SPECIFY BELOW)



- Don't know

**Q3** Does your school have a single lead or multiple leads for the following?

**SELECT ONE BOX ON EACH ROW**

	Single lead responsible for this and other areas of health and wellbeing	Single lead responsible only for this	Multiple leads	Don't know
Pastoral care / safeguarding activities	<input type="checkbox"/>	<input type="checkbox"/>	<input type="checkbox"/>	<input type="checkbox"/>
Whole-school environment	<input type="checkbox"/>	<input type="checkbox"/>	<input type="checkbox"/>	<input type="checkbox"/>
Teaching and learning	<input type="checkbox"/>	<input type="checkbox"/>	<input type="checkbox"/>	<input type="checkbox"/>
Relationships and sexuality education (RSE)	<input type="checkbox"/>	<input type="checkbox"/>	<input type="checkbox"/>	<input type="checkbox"/>

**Q3a** If you have either a single lead or multiple leads for school health and wellbeing, what is the professional role of the person or persons who lead?

**SELECT ALL THAT APPLY**

Headteacher / Acting headteacher

Deputy headteacher

Assistant headteacher

Head of phase

Head of year

Head of department

Subject teacher

School nurse

Other (SPECIFY BELOW)

Don't know

**Q4** Is your school a member of its local healthy school scheme as part of the Welsh Network of Healthy School Schemes (WNHSS)?

**SELECT ONE OPTION ONLY**

Yes (GO TO Qs 5-7)

Don't know (GO TO Q8)

No (GO TO Q8)

Not applicable (GO TO Q8)

**Q5** Which of the following Healthy School Scheme activities have taken place in the 2019/20 and 2020/21 school years?

**SELECT ALL THAT APPLY**

- School has received advice or guidance from the local Healthy School team
- School has developed a Phase Action Plan
- School has had a Phase assessment visit (*do not include an NQA assessment*)
- A member of staff has attended training led by the local Healthy School team
- A member of staff has attended a meeting or event led by the local Healthy School team
- None of the above
- Don't know

**Q6** Is your school currently working towards the WNHSS National Quality Award?

**SELECT ONE BOX ONLY**

- Yes
- We already have the National Quality Award
- No
- Don't know

**Q7** How important is your membership of your local Healthy School Scheme to your school's health and wellbeing work?

**SELECT ONE BOX ONLY**

Not very important

Very important

- |                          |                          |                          |                          |                          |                          |
|--------------------------|--------------------------|--------------------------|--------------------------|--------------------------|--------------------------|
| 1                        | 2                        | 3                        | 4                        | 5                        | Don't know               |
| <input type="checkbox"/> | <input type="checkbox"/> | <input type="checkbox"/> | <input type="checkbox"/> | <input type="checkbox"/> | <input type="checkbox"/> |

**Q8** Does your school have a written school health and wellbeing action plan or school health and wellbeing targets?

**SELECT ONE BOX ONLY**

- Yes (GO TO Qs 9 and 10)
- Don't know (GO TO Q11)
- No (GO TO Q11)
- Not applicable (GO TO Q11)

**Q9** Are your action plan or targets included in your current School Development Plan?  
**SELECT ONE BOX ONLY**

Yes

Don't know

No

Not applicable

**Q10** Does the Senior Management / Leadership Team formally assess progress against the action plan or targets?  
**SELECT ONE BOX ONLY**

Yes, at least annually

No

Yes, less than annually

Don't know

**Q11** Which of the following sources of health and wellbeing data does your school use to update its policies and practices on creating a healthy school?  
**SELECT ALL THAT APPLY**

Our data come from:

Our own student surveys

Local authority data

School Health Research Network  
Student Health & Wellbeing Report

Routinely collected school data

The PASS survey

Other  
(SPECIFY BELOW)

Estyn student survey

Other external student surveys

Our own staff surveys

Our school does not use data in this way (GO TO Q14)

Our own parent surveys

Don't know (GO TO Q14)

**Q12** Who uses the health and wellbeing data?

**SELECT ALL THAT APPLY**

Our data is used by:

- |   |   |
|---|---|
| <input type="checkbox"/> Senior management team                       | <input type="checkbox"/> Professional learning communities (PLCs)       |
| <input type="checkbox"/> Wellbeing / pastoral care teams              | <input type="checkbox"/> Other (SPECIFY BELOW)                          |
| <input type="checkbox"/> School council or other student voice groups | <div style="border: 1px solid black; height: 60px; width: 100%;"></div> |
| <input type="checkbox"/> School governors                             |   |
| <input type="checkbox"/> Subject teachers                             | <input type="checkbox"/> Don't know                                     |
| <input type="checkbox"/> Healthy school coordinator (in school)       |   |

**Q13** How do you use the health and wellbeing data?

**SELECT ALL THAT APPLY**

We use our data to:

- Identify need and set health and wellbeing priorities
- Measure the impact of our work on creating a healthy school
- Look at how health and wellbeing at our school compares with other local schools or schools within our family
- To support our school improvement work
- None of the above
- Don't know

**Q14** Does your school use isolation to manage student behaviour?

**SELECT ONE BOX ONLY**

- Yes                       No                       Don't know

**Q15** How often does your school use the following restorative practices in your approach to student discipline?

**SELECT ONE BOX ON EACH ROW**

	Never	Rarely	Sometimes	Often (at least weekly)	Don't know
Circle time	<input type="checkbox"/>	<input type="checkbox"/>	<input type="checkbox"/>	<input type="checkbox"/>	<input type="checkbox"/>
Restorative conference	<input type="checkbox"/>	<input type="checkbox"/>	<input type="checkbox"/>	<input type="checkbox"/>	<input type="checkbox"/>
Peer mediation	<input type="checkbox"/>	<input type="checkbox"/>	<input type="checkbox"/>	<input type="checkbox"/>	<input type="checkbox"/>
Other restorative practices (Go to Q16 if used)	<input type="checkbox"/>	<input type="checkbox"/>	<input type="checkbox"/>	<input type="checkbox"/>	<input type="checkbox"/>

**Q16** Which other restorative practices do you use?

**WRITE BELOW**



Don't know

## 2) STUDENT, PARENT & COMMUNITY INVOLVEMENT IN HEALTH AND WELLBEING

**Q17** How frequently do you use the following methods to involve students in policy development around health and wellbeing improvement?

**SELECT ONE BOX ON EACH ROW**

	Always	Most of the time	Often	Some times	Rarely	Never	Don't know	Not applicable
Consultations with school council	<input type="checkbox"/>	<input type="checkbox"/>	<input type="checkbox"/>	<input type="checkbox"/>	<input type="checkbox"/>	<input type="checkbox"/>	<input type="checkbox"/>	<input type="checkbox"/>
Consultations with other student voice groups	<input type="checkbox"/>	<input type="checkbox"/>	<input type="checkbox"/>	<input type="checkbox"/>	<input type="checkbox"/>	<input type="checkbox"/>	<input type="checkbox"/>	<input type="checkbox"/>
Wider consultations with students (e.g. surveys)	<input type="checkbox"/>	<input type="checkbox"/>	<input type="checkbox"/>	<input type="checkbox"/>	<input type="checkbox"/>	<input type="checkbox"/>	<input type="checkbox"/>	<input type="checkbox"/>
Suggestion boxes	<input type="checkbox"/>	<input type="checkbox"/>	<input type="checkbox"/>	<input type="checkbox"/>	<input type="checkbox"/>	<input type="checkbox"/>	<input type="checkbox"/>	<input type="checkbox"/>
Other methods	<input type="checkbox"/>	<input type="checkbox"/>	<input type="checkbox"/>	<input type="checkbox"/>	<input type="checkbox"/>	<input type="checkbox"/>	<input type="checkbox"/>	<input type="checkbox"/>

**Q18** At what stage are your students usually involved?

**SELECT ALL THAT APPLY**

- |   |   |
|---|---|
| <input type="checkbox"/> Proposing when a new policy is needed or an existing policy needs amending | <input type="checkbox"/> Monitoring and/or reviewing a policy             |
| <input type="checkbox"/> Developing the content of a policy   | <input type="checkbox"/> Other (SPECIFY BELOW)                            |
| <input type="checkbox"/> Commenting on a draft policy   | <div style="border: 1px solid black; height: 30px; width: 100%;"></div>   |
| <input type="checkbox"/> Implementing a policy  | <input type="checkbox"/> We do not involve students in policy development |
| <input type="checkbox"/> Writing a student-friendly version   | <input type="checkbox"/> Don't know                                       |

**Q19** How many times a year does your School Council or similar student-led body meet?

**SELECT ONE BOX ONLY**

- |  |   |
|--|---|
| <input type="checkbox"/> Less than 6 times | <input type="checkbox"/> Do not have a School Council or similar body |
| <input type="checkbox"/> 6 times           | <input type="checkbox"/> Don't know                                   |
| <input type="checkbox"/> More than 6 times |   |



**Q20** Which health and wellbeing topics have your student voice groups worked on in the last two years?

**SELECT ALL THAT APPLY**

Food and nutrition

Climate change

Physical activity

Other  
(SPECIFY BELOW)

Bullying



Mental Wellbeing

Substance misuse

Don't know

Sex and relationships

Not applicable

Violence against women and girls

**Q21** In what areas are parents involved in decisions regarding health and wellbeing improvement at your school?

**SELECT ALL THAT APPLY**

Identifying health priority areas

Other

Health education

Parents are not involved in these decisions (GO TO Q23)

School health policy

Don't know (GO TO Q23)

**Q22** In what ways are parents involved in health and wellbeing improvement decisions?

**SELECT ALL THAT APPLY**

PTA meeting

Pressure from parents (i.e. contact initiated by parents on health issues)

Surveys

Other

Information evenings for parents

Don't know

As parent governors

**Q23** How satisfied are you with the current level of parent involvement in health and wellbeing improvement at your school?

**SELECT ONE BOX ONLY**

Very satisfied

Very dissatisfied

1	2	3	4	5	Don't know
<input type="checkbox"/>	<input type="checkbox"/>	<input type="checkbox"/>	<input type="checkbox"/>	<input type="checkbox"/>	<input type="checkbox"/>

**Q24** Which of the following has your school done to support staff knowledge and understanding of the United Nations Convention on the Rights of the Child (UNCRC)?  
**SELECT ALL THAT APPLY**

<input type="checkbox"/> Training for all staff	<input type="checkbox"/> None of the above
<input type="checkbox"/> Training for some staff	<input type="checkbox"/> Other (Specify below)
<input type="checkbox"/> Developed policies relating to children's rights	<div style="border: 1px solid black; height: 20px; width: 100%;"></div>
<input type="checkbox"/> Provided guidance	<input type="checkbox"/> Don't know

**Q25** To what extent has the United Nations Convention on the Rights of the Child (UNCRC) informed your school's approach to the following?  
**SELECT ONE BOX ON EACH ROW**

	1 Not at all	2	3	4	5 To a large extent	Don't know
Teaching and learning	<input type="checkbox"/>	<input type="checkbox"/>	<input type="checkbox"/>	<input type="checkbox"/>	<input type="checkbox"/>	<input type="checkbox"/>
Other aspects of school policy and practice	<input type="checkbox"/>	<input type="checkbox"/>	<input type="checkbox"/>	<input type="checkbox"/>	<input type="checkbox"/>	<input type="checkbox"/>
Pupil voice	<input type="checkbox"/>	<input type="checkbox"/>	<input type="checkbox"/>	<input type="checkbox"/>	<input type="checkbox"/>	<input type="checkbox"/>

**Q26** Which of your school's facilities are available for groups in the local community to use and when?  
**SELECT ALL THAT APPLY ON EACH ROW**

	In the evenings	At week ends	In school holidays	Not available	School does not have	Don't know
--	-----------------	--------------	--------------------	---------------	----------------------	------------

Outdoor sports/play facilities	<input type="checkbox"/>	<input type="checkbox"/>	<input type="checkbox"/>	<input type="checkbox"/>	<input type="checkbox"/>	<input type="checkbox"/>
Indoor sports/play facilities	<input type="checkbox"/>	<input type="checkbox"/>	<input type="checkbox"/>	<input type="checkbox"/>	<input type="checkbox"/>	<input type="checkbox"/>
Catering/dining facilities	<input type="checkbox"/>	<input type="checkbox"/>	<input type="checkbox"/>	<input type="checkbox"/>	<input type="checkbox"/>	<input type="checkbox"/>
Other facilities	<input type="checkbox"/>	<input type="checkbox"/>	<input type="checkbox"/>	<input type="checkbox"/>	<input type="checkbox"/>	<input type="checkbox"/>

**Q27** Are local community groups charged to use your school's facilities?

**SELECT ONE BOX ONLY**

- Yes, all groups (GO TO Q27a)
  No groups use our facilities (GO TO Q28)
- Yes, some groups (GO TO Q27a)
  Don't know (GO TO Q28)
- No (GO TO Q28)

**Q27a** Why are community groups charged to use your school's facilities?

**SELECT ALL THAT APPLY**

- To generate income for the school
  Other
- To cover staffing costs (e.g. caretaker)
  Don't know

**Q28** Does your school have partnerships\* with any of the following individuals or groups to help improve student health and wellbeing?

**SELECT ALL THAT APPLY**

- Other schools
- Professional sports clubs
- Local sport clubs
- Sport development officers (from national or regional organisations or the Local Authority)
- Private sector businesses or organisations
- National third sector organisations / charities, e.g. Barnardo's, Brook, Alcohol Concern
- Local third sector organisations / charities
- Health professionals other than the local Healthy School team, e.g. child health, school nursing, health visiting, GP, local public health team
- Youth Workers (statutory or non-statutory)
- Police / PCSOs
- Other (SPECIFY BELOW)

✍

- None of the above
- Don't know

*\* Partnerships are any formal or informal relationships which exist for a period of time or on an on-going basis and which, in the case of local authorities and health boards, go beyond statutory requirements.*

**Q29** How do you deliver PSE in your school (either as PSE lessons or within the Welsh Baccalaureate)?

**SELECT ALL THAT APPLY FOR EACH YEAR GROUP IN YOUR SCHOOL**

	Through weekly timetabled lessons	Through fortnightly timetabled lessons	Through off timetable PSE days	Through dedicated curriculum time (cross-curricular)	Not applicable	Don't know
Year 7	<input type="checkbox"/>	<input type="checkbox"/>	<input type="checkbox"/>	<input type="checkbox"/>	<input type="checkbox"/>	<input type="checkbox"/>
Year 8	<input type="checkbox"/>	<input type="checkbox"/>	<input type="checkbox"/>	<input type="checkbox"/>	<input type="checkbox"/>	<input type="checkbox"/>
Year 9	<input type="checkbox"/>	<input type="checkbox"/>	<input type="checkbox"/>	<input type="checkbox"/>	<input type="checkbox"/>	<input type="checkbox"/>
Year 10	<input type="checkbox"/>	<input type="checkbox"/>	<input type="checkbox"/>	<input type="checkbox"/>	<input type="checkbox"/>	<input type="checkbox"/>
Year 11	<input type="checkbox"/>	<input type="checkbox"/>	<input type="checkbox"/>	<input type="checkbox"/>	<input type="checkbox"/>	<input type="checkbox"/>
Year 12	<input type="checkbox"/>	<input type="checkbox"/>	<input type="checkbox"/>	<input type="checkbox"/>	<input type="checkbox"/>	<input type="checkbox"/>
Year 13	<input type="checkbox"/>	<input type="checkbox"/>	<input type="checkbox"/>	<input type="checkbox"/>	<input type="checkbox"/>	<input type="checkbox"/>

**Q30** Who is responsible for coordinating PSE provision in the school?

**SELECT ONE BOX ONLY**

- |   |   |
|---|---|
| <input type="checkbox"/> Headteacher            | <input type="checkbox"/> Other (SPECIFY BELOW)                          |
| <input type="checkbox"/> Deputy headteacher     | <div style="border: 1px solid black; height: 40px; width: 100%;"></div> |
| <input type="checkbox"/> Assistant headteacher  | <input type="checkbox"/> Don't know                                     |
| <input type="checkbox"/> Specialist PSE teacher | <input type="checkbox"/> Not applicable                                 |

**Q31** Who has the **main** responsibility for teaching PSE?

**SELECT ONE BOX ONLY**

- |  |  |
|--|--|
| <input type="checkbox"/> PE teachers                                   | <input type="checkbox"/> Any classroom teacher /<br>No group has main responsibility |
| <input type="checkbox"/> Science teachers                              | <input type="checkbox"/> Other ( <b>SPECIFY BELOW</b> )                              |
| <input type="checkbox"/> Specialist PSE /<br>health education teachers | <div style="border: 1px solid black; height: 40px; width: 100%;"></div>              |
| <input type="checkbox"/> RE teachers                                   |  |
| <input type="checkbox"/> Form tutors                                   | <input type="checkbox"/> Don't know  |
| <input type="checkbox"/> Outside agencies                              | <input type="checkbox"/> Not applicable  |

**Q32** If non-specialist PSE / health education teachers teach PSE, is formal training provided to support their delivery of the PSE curriculum?

**SELECT ONE BOX ONLY**

- |   |   |
|---|---|
| <input type="checkbox"/> Yes, compulsory training | <input type="checkbox"/> Only specialist teachers teach PSE |
| <input type="checkbox"/> Yes, optional training   | <input type="checkbox"/> Don't know                         |
| <input type="checkbox"/> No                       | <input type="checkbox"/> Not applicable                     |

**Q33** For each year group, how much PE is timetabled weekly within the formal curriculum?

*If you have a 2 week timetable, please average the allocation for 1 week.*

*Please note down the answer in minutes e.g. 45.*

	Minutes per week	Don't know	Not applicable
Year 7	<input type="text"/>	<input type="checkbox"/>	<input type="checkbox"/>
Year 8	<input type="text"/>	<input type="checkbox"/>	<input type="checkbox"/>
Year 9	<input type="text"/>	<input type="checkbox"/>	<input type="checkbox"/>
Year 10	<input type="text"/>	<input type="checkbox"/>	<input type="checkbox"/>
Year 11	<input type="text"/>	<input type="checkbox"/>	<input type="checkbox"/>

**Q34** Who is responsible for **coordinating** relationships and sexuality education (RSE) in the school?

**SELECT ONE BOX ONLY**

Headteacher

Other (SPECIFY BELOW)

Deputy headteacher



Assistant headteacher

Other teaching staff

No single individual coordinates RSE

Pastoral staff

Don't know

School nurse

Not applicable

**Q35** Who contributes to teaching relationships and sexuality education (RSE)?

**SELECT ALL THAT APPLY**

Science teachers

School nurse

Specialist RSE / health education teachers

Outside agencies

RE teachers

Students (peer-led education)

Form tutor

Don't know

Any classroom teacher

Not applicable

Other (SPECIFY BELOW)



**Q36** For each year group, please indicate whether you teach the following:  
**SELECT ALL THAT APPLY FOR EACH YEAR GROUP IN YOUR SCHOOL**

	Sexual health and development	Gender and sexual identity	Gender based and sexual violence	Healthy relationships	Rights and equality	Don't know	N/A
Year 7	<input type="checkbox"/>	<input type="checkbox"/>	<input type="checkbox"/>	<input type="checkbox"/>	<input type="checkbox"/>	<input type="checkbox"/>	<input type="checkbox"/>
Year 8	<input type="checkbox"/>	<input type="checkbox"/>	<input type="checkbox"/>	<input type="checkbox"/>	<input type="checkbox"/>	<input type="checkbox"/>	<input type="checkbox"/>
Year 9	<input type="checkbox"/>	<input type="checkbox"/>	<input type="checkbox"/>	<input type="checkbox"/>	<input type="checkbox"/>	<input type="checkbox"/>	<input type="checkbox"/>
Year 10	<input type="checkbox"/>	<input type="checkbox"/>	<input type="checkbox"/>	<input type="checkbox"/>	<input type="checkbox"/>	<input type="checkbox"/>	<input type="checkbox"/>
Year 11	<input type="checkbox"/>	<input type="checkbox"/>	<input type="checkbox"/>	<input type="checkbox"/>	<input type="checkbox"/>	<input type="checkbox"/>	<input type="checkbox"/>
Year 12	<input type="checkbox"/>	<input type="checkbox"/>	<input type="checkbox"/>	<input type="checkbox"/>	<input type="checkbox"/>	<input type="checkbox"/>	<input type="checkbox"/>
Year 13	<input type="checkbox"/>	<input type="checkbox"/>	<input type="checkbox"/>	<input type="checkbox"/>	<input type="checkbox"/>	<input type="checkbox"/>	<input type="checkbox"/>

**These next questions are about preparing for the new curriculum at your school.**



**This section should be completed by the headteacher with support from those responsible for curriculum mapping/curriculum reform and the school's health and wellbeing lead.**

**Q37** What is your school doing to prepare to deliver health and wellbeing education within the new curriculum?

**SELECT ALL THAT APPLY**


**FOR EACH ACTION YOU SELECT, PLEASE GIVE SOME BRIEF DETAILS IN THE BOX BELOW**

Nothing / waiting for guidance (GO TO Q38)


Training staff




Planning cross-curricular teaching of health and wellbeing




Trialling different approaches to cross-curricular teaching of health and wellbeing



Consulting students on how to deliver health and wellbeing education



Adopting new health or wellbeing interventions



Other



Don't know (GO TO Q38)

Not applicable (GO TO Q38)

**Q37a** To what extent have the following groups been involved in preparations to deliver the Health and Wellbeing Area of Learning and Experience at your school?

**SELECT ONE BOX ON EACH ROW**

	Not at all	A little	Moderately involved	Quite a lot	Very much involved	Don't know
Senior management team	<input type="checkbox"/>	<input type="checkbox"/>	<input type="checkbox"/>	<input type="checkbox"/>	<input type="checkbox"/>	<input type="checkbox"/>
Other teaching staff	<input type="checkbox"/>	<input type="checkbox"/>	<input type="checkbox"/>	<input type="checkbox"/>	<input type="checkbox"/>	<input type="checkbox"/>
Pastoral and support staff	<input type="checkbox"/>	<input type="checkbox"/>	<input type="checkbox"/>	<input type="checkbox"/>	<input type="checkbox"/>	<input type="checkbox"/>
Students	<input type="checkbox"/>	<input type="checkbox"/>	<input type="checkbox"/>	<input type="checkbox"/>	<input type="checkbox"/>	<input type="checkbox"/>
Families	<input type="checkbox"/>	<input type="checkbox"/>	<input type="checkbox"/>	<input type="checkbox"/>	<input type="checkbox"/>	<input type="checkbox"/>
Wider community	<input type="checkbox"/>	<input type="checkbox"/>	<input type="checkbox"/>	<input type="checkbox"/>	<input type="checkbox"/>	<input type="checkbox"/>

**Q38** Please rate the extent to which your school staff feel prepared to deliver each of the six Areas of Learning and Experience where 1 is not at all prepared and 5 is fully prepared.

**SELECT ONE BOX ON EACH ROW**

	Not at all prepared				Fully prepared		Don't know	Not applicable
	1	2	3	4	5			
Expressive Arts	<input type="checkbox"/>	<input type="checkbox"/>	<input type="checkbox"/>	<input type="checkbox"/>	<input type="checkbox"/>	<input type="checkbox"/>	<input type="checkbox"/>	
Health and Wellbeing	<input type="checkbox"/>	<input type="checkbox"/>	<input type="checkbox"/>	<input type="checkbox"/>	<input type="checkbox"/>	<input type="checkbox"/>	<input type="checkbox"/>	
Humanities	<input type="checkbox"/>	<input type="checkbox"/>	<input type="checkbox"/>	<input type="checkbox"/>	<input type="checkbox"/>	<input type="checkbox"/>	<input type="checkbox"/>	
Languages, Literacy and Communication	<input type="checkbox"/>	<input type="checkbox"/>	<input type="checkbox"/>	<input type="checkbox"/>	<input type="checkbox"/>	<input type="checkbox"/>	<input type="checkbox"/>	
Mathematics and Numeracy	<input type="checkbox"/>	<input type="checkbox"/>	<input type="checkbox"/>	<input type="checkbox"/>	<input type="checkbox"/>	<input type="checkbox"/>	<input type="checkbox"/>	
Science and Technology	<input type="checkbox"/>	<input type="checkbox"/>	<input type="checkbox"/>	<input type="checkbox"/>	<input type="checkbox"/>	<input type="checkbox"/>	<input type="checkbox"/>	

**Q39** What do you think will be the outcomes of the curriculum reform (both positive and negative) for:

Learners:



Schools:



Society:



Don't know

Not applicable

**Q40** What do you think are the potential challenges in delivering curriculum reform within your school?



Don't know

Not applicable

**Q41** How, if at all, has your school considered ways in which the reforms can be used to reduce inequalities in health and well-being?



Don't know

Not applicable

#### 4) PHYSICAL ACTIVITY & ACTIVE TRANSPORT

**Q42** On average, how many days a week can students in years 7 and 10 participate in extra-curricular sport or other structured physical activity (led by staff, volunteers, other students) in the autumn and summer terms, e.g. football club, dance club?

**SELECT BOX ON EACH ROW FOR AUTUMN TERM AND THEN SUMMER TERM**

Autumn term	0 days	1-2 days	3-4 days	5 days	Don't know	Not applicable
Year 7	<input type="checkbox"/>	<input type="checkbox"/>	<input type="checkbox"/>	<input type="checkbox"/>	<input type="checkbox"/>	<input type="checkbox"/>
Year 10	<input type="checkbox"/>	<input type="checkbox"/>	<input type="checkbox"/>	<input type="checkbox"/>	<input type="checkbox"/>	<input type="checkbox"/>
Summer term	0 days	1-2 days	3-4 days	5 days	Don't know	Not applicable
Year 7	<input type="checkbox"/>	<input type="checkbox"/>	<input type="checkbox"/>	<input type="checkbox"/>	<input type="checkbox"/>	<input type="checkbox"/>
Year 10	<input type="checkbox"/>	<input type="checkbox"/>	<input type="checkbox"/>	<input type="checkbox"/>	<input type="checkbox"/>	<input type="checkbox"/>

**Q43** Who delivers extra-curricular sports and physical activity in your school?

**SELECT ALL THAT APPLY**

- |   |   |
|---|---|
| <input type="checkbox"/> PE teachers                          | <input type="checkbox"/> Externally contracted coaches                                |
| <input type="checkbox"/> Other teachers or other school staff | <input type="checkbox"/> Local authority or community sports staff, e.g. 5x60 officer |
| <input type="checkbox"/> Parents                              | <input type="checkbox"/> Other  |
| <input type="checkbox"/> Sport Wales Young Ambassadors        | <input type="checkbox"/> School has no extra-curricular sports                        |
| <input type="checkbox"/> Other volunteers                     | <input type="checkbox"/> Don't know   |

**Q44** Are the following available to students **on site** (with or without supervision)?

**IF YES, SELECT ALL TIMES WHEN FACILITY IS AVAILABLE**

	No	Yes, as part of PE lessons	Yes, during lunch	Yes, after school	Don't know
Gymnasium / sports hall	<input type="checkbox"/>	<input type="checkbox"/>	<input type="checkbox"/>	<input type="checkbox"/>	<input type="checkbox"/>
Dance / fitness studio	<input type="checkbox"/>	<input type="checkbox"/>	<input type="checkbox"/>	<input type="checkbox"/>	<input type="checkbox"/>
Swimming pool	<input type="checkbox"/>	<input type="checkbox"/>	<input type="checkbox"/>	<input type="checkbox"/>	<input type="checkbox"/>
Running track	<input type="checkbox"/>	<input type="checkbox"/>	<input type="checkbox"/>	<input type="checkbox"/>	<input type="checkbox"/>
Sports field / grass pitches	<input type="checkbox"/>	<input type="checkbox"/>	<input type="checkbox"/>	<input type="checkbox"/>	<input type="checkbox"/>
Basketball / netball courts	<input type="checkbox"/>	<input type="checkbox"/>	<input type="checkbox"/>	<input type="checkbox"/>	<input type="checkbox"/>
5-a-side football pitches	<input type="checkbox"/>	<input type="checkbox"/>	<input type="checkbox"/>	<input type="checkbox"/>	<input type="checkbox"/>
Playground	<input type="checkbox"/>	<input type="checkbox"/>	<input type="checkbox"/>	<input type="checkbox"/>	<input type="checkbox"/>
Skateboard area	<input type="checkbox"/>	<input type="checkbox"/>	<input type="checkbox"/>	<input type="checkbox"/>	<input type="checkbox"/>
Equipment for team sports	<input type="checkbox"/>	<input type="checkbox"/>	<input type="checkbox"/>	<input type="checkbox"/>	<input type="checkbox"/>

**Q45** How many Sport Wales Young Ambassadors does your school currently have?

**SELECT ONE BOX ONLY**

- My school is not in the Sport Wales Young Ambassador scheme
- 0 (Joined scheme, but yet to recruit Ambassadors)
- 1
- 2
- 3
- 4
- 5 or more
- Don't know

**Q46** Does your school monitor students' physical fitness at the school level and/or the individual student level and what actions do you take when you identify low fitness levels?

**SELECT ALL THAT APPLY**

- We do not monitor students' physical fitness
- Discuss a whole school approach
- Recommend after-school or other community activities
- Implement individual-focused programme(s) to address the issue
- Consult students on how to address the issue
- Other actions
- No actions
- Don't know

**Q47** Does your school monitor students' body weight at the school level and/or the individual student level and what actions do you take when you identify concerns?

**SELECT ALL THAT APPLY**

- We do not monitor students' body weights
- Discuss the matter with students' parents on an individual basis
- Provide advice or a leaflet to parents
- Refer the student to the school nurse
- Discuss a whole school approach
- Implement individual-focused programme(s) to address the issue
- Consult students on how to address the issue
- Other actions
- No actions
- Don't know

**Q48** Does your school promote active transport in any of the following ways?

**SELECT ALL THAT APPLY**

- Identify and promote safe walking and cycling routes
- Secure covered storage for bicycles and scooters
- Promotion of helmets for cyclists
- Walking promotions, e.g. 'Walk to School Week'
- Cycling proficiency training
- Pedestrian/cyclist entrances
- Collaboration with police/PCSOs to address community /transport safety
- Other (SPECIFY BELOW)

- None of the above
- Don't know

**Q49** Does your school:

	Yes	No	Don't know	Not applicable
Monitor the number of students walking or cycling to school	<input type="checkbox"/>	<input type="checkbox"/>	<input type="checkbox"/>	<input type="checkbox"/>
Set goals to increase the number of students walking or cycling to school	<input type="checkbox"/>	<input type="checkbox"/>	<input type="checkbox"/>	<input type="checkbox"/>
Encourage physical activity through active learning methods (e.g. outdoor learning)	<input type="checkbox"/>	<input type="checkbox"/>	<input type="checkbox"/>	<input type="checkbox"/>



## 5) HEALTHY EATING

**Q50** Does your school do any of the following to promote healthy eating?

**SELECT ALL THAT APPLY**

- Monitor and set goals to increase uptake of free school meals
- Use a cashless system to support free school meal uptake
- Clearly identify healthier options in the school canteen
- Position healthier options at the start of the food service
- Incentivise healthier options through pricing
- Incentivise healthier options through other means
- None of the above
- Don't know
- Not applicable

**Q51** Does your school or any other organisation provide any extra-curricular programmes for learning about food and healthy eating, e.g. cooking clubs?

**SELECT ONE BOX ONLY**

- Yes, regularly (GO TO Q52)
- Yes, ad hoc or one off events (GO TO Q52)
- No (GO TO Q53)
- Don't know (GO TO Q53)

**Q52** Are parents invited to take part in these programmes?

**SELECT ONE BOX ONLY**

- Always
- Sometimes
- Rarely
- Never
- Don't know

**Q53** Does your school offer a breakfast club before the start of the morning school session?

**SELECT ONE BOX ONLY**

- Yes, to all students throughout the year (GO TO Qs 54 and 55)
- Yes, to some students and/or at certain times of year (GO TO Qs 54 and 55)
- No (GO TO Q56)
- Don't know (GO TO Q56)

**Q54** How many days a week is the breakfast club offered?

**SELECT ONE BOX ONLY**

- 1 day
- 2 days
- 3 days
- 4 days
- 5 days
- It varies
- Don't know

**Q55** Do students pay for their breakfast at the club?

**SELECT ONE BOX ONLY**

- Yes, all students taking part pay
- Yes, but some students are subsidised on the basis of need
- No, it is free of charge
- Don't know
- Not applicable

<b>Q56</b>	<b>SELECT Yes or No to the following questions about your school dining environment:</b>	Yes	No	Don't know	Not applicable
	Does your school's dining room have an adequate number of chairs and tables?	<input type="checkbox"/>	<input type="checkbox"/>	<input type="checkbox"/>	<input type="checkbox"/>
	Do students have at least 20 minutes to eat lunch once seated?	<input type="checkbox"/>	<input type="checkbox"/>	<input type="checkbox"/>	<input type="checkbox"/>
	Are students who bring packed lunches allowed to sit with those eating school meals?	<input type="checkbox"/>	<input type="checkbox"/>	<input type="checkbox"/>	<input type="checkbox"/>
	Does the dining room have freely available drinking water?	<input type="checkbox"/>	<input type="checkbox"/>	<input type="checkbox"/>	<input type="checkbox"/>
	Is the dining room always supervised?	<input type="checkbox"/>	<input type="checkbox"/>	<input type="checkbox"/>	<input type="checkbox"/>

<b>Q57</b>	<b>How long do students have for their lunch break at your school?</b>	
	<b>SELECT ONE BOX ONLY</b>	
	<input type="checkbox"/> Less than 30 minutes	<input type="checkbox"/> 60 or more minutes
	<input type="checkbox"/> 30 or 35 minutes	<input type="checkbox"/> Don't know
	<input type="checkbox"/> 40 or 45 minutes	<input type="checkbox"/> Not applicable
	<input type="checkbox"/> 50 or 55 minutes	

**Q58** Have you considered changing the length of your lunch break in the last two years?

**SELECT ALL THAT APPLY**

- |  |  |
|--|--|
| <input type="checkbox"/> No (GO TO Q60)  | <input type="checkbox"/> Yes, and we <u>increased</u> it (GO TO Q60) |
| <input type="checkbox"/> Yes, we considered <u>reducing</u> it, but decided not to (GO TO Q59)   | <input type="checkbox"/> Don't know (GO TO Q60)                      |
| <input type="checkbox"/> Yes, we considered <u>increasing</u> it, but decided not to (GO TO Q60) | <input type="checkbox"/> Not applicable (GO TO Q60)                  |
| <input type="checkbox"/> Yes, and we <u>reduced</u> it (GO TO Q59)                               |  |

**Q59** What was the primary motivation for reducing or considering reducing the length of your lunch break?

**SELECT ONE BOX ONLY**

- |   |                                     |
|---|-------------------------------------|
| <input type="checkbox"/> Improving student behaviour              | <input type="checkbox"/> Other      |
| <input type="checkbox"/> Accommodating curriculum demands         | <input type="checkbox"/> Don't know |
| <input type="checkbox"/> Insufficient staff to supervise students |                                     |

**Q60** Are any students in years 7 to 11 allowed off school premises during their lunch break?

**SELECT ONE BOX ON EACH ROW**

	All students	Only students with parental consent	No students	Don't know	Not applicable
Year 7	<input type="checkbox"/>	<input type="checkbox"/>	<input type="checkbox"/>	<input type="checkbox"/>	<input type="checkbox"/>
Year 8	<input type="checkbox"/>	<input type="checkbox"/>	<input type="checkbox"/>	<input type="checkbox"/>	<input type="checkbox"/>
Year 9	<input type="checkbox"/>	<input type="checkbox"/>	<input type="checkbox"/>	<input type="checkbox"/>	<input type="checkbox"/>
Year 10	<input type="checkbox"/>	<input type="checkbox"/>	<input type="checkbox"/>	<input type="checkbox"/>	<input type="checkbox"/>
Year 11	<input type="checkbox"/>	<input type="checkbox"/>	<input type="checkbox"/>	<input type="checkbox"/>	<input type="checkbox"/>

**Q61** Did your policy on allowing year groups off school premises during their lunch break change in the 2019/20 or 2020/21 school years?

**SELECT ALL THAT APPLY**

- Yes, we changed it to allow more year groups / students off school premises
- Yes, we changed it to allow fewer year groups / students off school premises
- No, our policy did not change
- Don't know
- Not applicable

**Q62** Does your school have a healthy eating or Food & Fitness policy?

**SELECT ONE BOX ONLY**

- Yes (GO TO Qs 63 and 64)
- In development (GO TO Q66)
- No (GO TO Q66)
- Don't know (GO TO Q66)

**Q63** Does your school's healthy eating or Food & Fitness policy cover the types of foods and beverages that can be offered or sold at the following:

**SELECT ONE BOX ON EACH ROW**

	Yes	No	Don't know	Not applicable
In student enterprise projects	<input type="checkbox"/>	<input type="checkbox"/>	<input type="checkbox"/>	<input type="checkbox"/>
At school social events for parents	<input type="checkbox"/>	<input type="checkbox"/>	<input type="checkbox"/>	<input type="checkbox"/>
At school social events for students	<input type="checkbox"/>	<input type="checkbox"/>	<input type="checkbox"/>	<input type="checkbox"/>
For school or student fundraising	<input type="checkbox"/>	<input type="checkbox"/>	<input type="checkbox"/>	<input type="checkbox"/>

**Q64** Does your school's healthy eating or Food & Fitness policy include guidance or requirements on the types of foods and beverages that students can bring into school, e.g. in packed lunches?

**SELECT ONE BOX ONLY**

Yes, guidance (GO TO Q65)

No (GO TO Q66)

Yes, requirements (GO TO Q65)

Don't know (GO TO Q66)

**Q65** Does this include food taken on school trips?

**SELECT ONE BOX ONLY**

Yes

Don't know

No

Not applicable

**Q66** Is the food that your students bring into school ever monitored?

**SELECT ONE BOX ONLY**

Yes, once a term or more

Don't know

Yes, less often

Not applicable

No

**Q67** Does your school use commercially sponsored materials from the following organisations for teaching or other activities at school?

**SELECT ALL THAT APPLY ON EACH ROW**

	Use for teaching	Use for extra-curricular clubs	Use for fund-raising events	Use for other activities	Do not use	Don't know
Supermarkets	<input type="checkbox"/>	<input type="checkbox"/>	<input type="checkbox"/>	<input type="checkbox"/>	<input type="checkbox"/>	<input type="checkbox"/>
Fast food companies	<input type="checkbox"/>	<input type="checkbox"/>	<input type="checkbox"/>	<input type="checkbox"/>	<input type="checkbox"/>	<input type="checkbox"/>
Soft drink companies	<input type="checkbox"/>	<input type="checkbox"/>	<input type="checkbox"/>	<input type="checkbox"/>	<input type="checkbox"/>	<input type="checkbox"/>
Energy drink companies	<input type="checkbox"/>	<input type="checkbox"/>	<input type="checkbox"/>	<input type="checkbox"/>	<input type="checkbox"/>	<input type="checkbox"/>
Confectionary companies	<input type="checkbox"/>	<input type="checkbox"/>	<input type="checkbox"/>	<input type="checkbox"/>	<input type="checkbox"/>	<input type="checkbox"/>
Trade organisations, e.g. Meat Promotion Wales	<input type="checkbox"/>	<input type="checkbox"/>	<input type="checkbox"/>	<input type="checkbox"/>	<input type="checkbox"/>	<input type="checkbox"/>

**Q68** Does your school invite in representatives from or take students to visit any of the following?

**SELECT ALL THAT APPLY**

- |   |   |
|---|---|
| <input type="checkbox"/> Supermarkets           | <input type="checkbox"/> Confectionary companies                        |
| <input type="checkbox"/> Fast food companies    | <input type="checkbox"/> Trade organisations, e.g. Meat Promotion Wales |
| <input type="checkbox"/> Soft drink companies   | <input type="checkbox"/> None of the above                              |
| <input type="checkbox"/> Energy drink companies | <input type="checkbox"/> Don't know                                     |

## 6) TOBACCO, DRUGS & ALCOHOL

**Q69** Does your tobacco education include teaching students about:  
**SELECT ONE BOX ON EACH ROW**

	Yes	No	Don't know	Not applicable
Illegal tobacco (illegally imported or counterfeit cigarettes / rolling tobacco)	<input type="checkbox"/>	<input type="checkbox"/>	<input type="checkbox"/>	<input type="checkbox"/>
E-cigarettes / vapes	<input type="checkbox"/>	<input type="checkbox"/>	<input type="checkbox"/>	<input type="checkbox"/>

**Q70** Does your school offer any type of tobacco cessation support to students?  
**SELECT ALL THAT APPLY**

- Yes, at school
- Yes, through referral to an off-site service or initiative
- No
- Don't know

**Q71** Does your school have a specified pathway or a referral process in place to provide expertise and resources for students who:  
**SELECT ONE BOX ON EACH ROW**

	Yes	No	Don't know
Misuse drugs	<input type="checkbox"/>	<input type="checkbox"/>	<input type="checkbox"/>
Misuse alcohol	<input type="checkbox"/>	<input type="checkbox"/>	<input type="checkbox"/>



**Q72** Does your school's smoking and tobacco use policy prohibit **tobacco use** in the following locations?

**SELECT ONE BOX ON EACH ROW**

	Yes	No	Don't know	Not applicable	School does not have a smoking and tobacco use policy
School grounds outside of school hours	<input type="checkbox"/>	<input type="checkbox"/>	<input type="checkbox"/>	<input type="checkbox"/>	<input type="checkbox"/>
Private vehicles on school grounds	<input type="checkbox"/>	<input type="checkbox"/>	<input type="checkbox"/>	<input type="checkbox"/>	<input type="checkbox"/>
School events off school grounds	<input type="checkbox"/>	<input type="checkbox"/>	<input type="checkbox"/>	<input type="checkbox"/>	<input type="checkbox"/>

**Q73** Does your school display signs at or near the main entrance(s) to the school grounds indicating that the school grounds are smoke-free?

**SELECT ONE BOX ONLY**

- Yes
- No
- Don't Know

**Q74** Does your school have a policy that includes use of electronic cigarettes, also known as e-cigarettes or vapes?

**SELECT ONE BOX ONLY**

- Yes (GO TO Q75)
- In development (GO TO Q76)
- No (GO TO Q76)
- Don't know (GO TO Q76)

**Q75** Does your school's policy prohibit **e-cigarette use** in the following locations by students, staff and visitors?

**SELECT ALL THAT APPLY ON EACH ROW**

	Students	Staff	Visitors	None of these	Don't know
School grounds during school hours	<input type="checkbox"/>	<input type="checkbox"/>	<input type="checkbox"/>	<input type="checkbox"/>	<input type="checkbox"/>
School grounds outside of school hours	<input type="checkbox"/>	<input type="checkbox"/>	<input type="checkbox"/>	<input type="checkbox"/>	<input type="checkbox"/>
Private vehicles on school grounds	<input type="checkbox"/>	<input type="checkbox"/>	<input type="checkbox"/>	<input type="checkbox"/>	<input type="checkbox"/>
School events off school grounds	<input type="checkbox"/>	<input type="checkbox"/>	<input type="checkbox"/>	<input type="checkbox"/>	<input type="checkbox"/>

**Q76** Is alcohol permitted in any of the following situations?

**SELECT ONE BOX ON EACH ROW**

	Yes	No	Not applicable	Don't know
When the school site is being used by external organisations	<input type="checkbox"/>	<input type="checkbox"/>	<input type="checkbox"/>	<input type="checkbox"/>
At on-site school events for parents	<input type="checkbox"/>	<input type="checkbox"/>	<input type="checkbox"/>	<input type="checkbox"/>
At on-site school events for staff	<input type="checkbox"/>	<input type="checkbox"/>	<input type="checkbox"/>	<input type="checkbox"/>

## 7) MENTAL HEALTH & WELLBEING

**Q77** Does your school have written policies that include the following?

**SELECT ONE BOX ON EACH ROW**

	Yes	In development	No	Don't know
Student mental health and wellbeing	<input type="checkbox"/>	<input type="checkbox"/>	<input type="checkbox"/>	<input type="checkbox"/>
Self-harm	<input type="checkbox"/>	<input type="checkbox"/>	<input type="checkbox"/>	<input type="checkbox"/>
Suicide prevention and/or post-suicide care	<input type="checkbox"/>	<input type="checkbox"/>	<input type="checkbox"/>	<input type="checkbox"/>

**Q78** How many staff have received training in recognising and responding to the impact of childhood trauma, e.g. abuse, parental substance misuse, parental incarceration?

**SELECT ONE BOX ONLY**

- |                                     |   |
|-------------------------------------|---|
| <input type="checkbox"/> All staff  | <input type="checkbox"/> Less than half |
| <input type="checkbox"/> Most staff | <input type="checkbox"/> No staff       |
| <input type="checkbox"/> About half | <input type="checkbox"/> Don't know     |

**Q79** Does your school have a dedicated nurture/safe space for students?

**SELECT ONE BOX ONLY**

- Yes, available to all students at all times
- Yes, available to all students, but only at particular times
- Yes, available to some students at all times
- Yes, available to some students, but only at particular times
- No
- Don't know

**Q80** Does the school support staff in accessing specialist mental health and emotional wellbeing support (i.e. a counselling service)?

**SELECT ALL THAT APPLY**

- |  |   |
|--|---|
| <input type="checkbox"/> Yes, on site  | <input type="checkbox"/> Don't know     |
| <input type="checkbox"/> Yes, off site | <input type="checkbox"/> Not applicable |
| <input type="checkbox"/> No            |   |

**Q81** Does your school deliver any mental health and wellbeing interventions for staff?

**SELECT ONE BOX ONLY**

No

Don't know

Yes (SPECIFY BELOW)



## 8) SEX & RELATIONSHIPS

**Q82** Does your school have an on-site 'drop-in' service that includes support for the following?

**SELECT ONE BOX ON EACH ROW**

	Yes	No	Don't Know
Sexual health advice	<input type="checkbox"/>	<input type="checkbox"/>	<input type="checkbox"/>
Relationship advice	<input type="checkbox"/>	<input type="checkbox"/>	<input type="checkbox"/>
LGBTQ+ pupils	<input type="checkbox"/>	<input type="checkbox"/>	<input type="checkbox"/>

**Q83** Who provides the on-site 'drop-in' service for sexual health advice?

**SELECT ALL THAT APPLY**

- |   |  |
|---|--|
| <input type="checkbox"/> School nurse (NHS)             | <input type="checkbox"/> Charity youth workers |
| <input type="checkbox"/> School nurse (School employed) | <input type="checkbox"/> Other (SPECIFY BELOW) |
| <input type="checkbox"/> Local authority youth workers  | <input type="checkbox"/> Don't know            |
| <input type="checkbox"/> Local NHS staff                |  |

**Q84** Does your school have on-site provision of free condoms for school students (including distribution using the C-Card scheme)?

**SELECT ONE BOX ONLY**

- Yes                       No                       Don't know

Violence against women, domestic abuse and sexual violence (VAWDASV) includes sexual harassment, gender-based bullying, domestic abuse, rape and sexual abuse, sexual exploitation, female genital mutilation (FGM), so called ‘honour’ based violence and forced marriage.

**Q85** Does your school have a written policy that includes violence against women and girls, domestic abuse and sexual violence (VAWDASV)?

**SELECT ONE BOX ON EACH ROW**

	Yes	In development	No	Don't know
Policy pertaining to students	<input type="checkbox"/>	<input type="checkbox"/>	<input type="checkbox"/>	<input type="checkbox"/>
Policy pertaining to staff	<input type="checkbox"/>	<input type="checkbox"/>	<input type="checkbox"/>	<input type="checkbox"/>

**Q86** Has your school used any of the following to address violence against women and girls, domestic abuse and sexual violence (VAWDASV) in the last two academic years (2019/20 and 2020/21)?

**SELECT ALL THAT APPLY**

- Student education on VAWDASV
- Staff education on VAWDASV
- Parent, care-giver and family education on VAWDASV
- Monitoring and evaluation systems to measure the impact of how the school addresses VAWDASV
- Measures to support students who experience VAWDASV
- Active participation of students to address VAWDASV
- Taking action to address VAWDASV in the wider community
- Working in partnership with relevant agencies
- Embedding a comprehensive prevention programme to address VAWDASV
- None of the above
- Don't know

**Q87** Did staff at your school receive any training on the following issues in the previous two academic years (2019/20 and 2020/21)?

**SELECT ONE BOX ON EACH ROW**

	No	Yes, some staff	Yes, all staff	Don't know
Recognising the signs of violence against women and girls, domestic abuse and sexual violence	<input type="checkbox"/>	<input type="checkbox"/>	<input type="checkbox"/>	<input type="checkbox"/>
How to take appropriate action where signs of violence against women and girls, domestic abuse and sexual violence are observed	<input type="checkbox"/>	<input type="checkbox"/>	<input type="checkbox"/>	<input type="checkbox"/>
How to respond to a student disclosure of sexual harassment or sexual violence	<input type="checkbox"/>	<input type="checkbox"/>	<input type="checkbox"/>	<input type="checkbox"/>

## 9) HEALTH SERVICE PROVISION

**Q88** Does your school have a School Nurse?

**SELECT ALL THAT APPLY**

- Yes, an NHS nurse (GO TO Q89 & 90)
- Yes, a school employed nurse (GO TO Q89 & THEN Q91)
- No (GO TO Q91)
- Don't know (GO TO Q91)

**Q89** How often is there a nurse service on-site and available to students?

**SELECT ONE BOX ONLY**

- |   |   |
|---|---|
| <input type="checkbox"/> Every school day   | <input type="checkbox"/> Less often                   |
| <input type="checkbox"/> 3-4 times per week | <input type="checkbox"/> Nurse visits on request only |
| <input type="checkbox"/> 1-2 times per week | <input type="checkbox"/> Don't know                   |
| <input type="checkbox"/> Once a fortnight   |   |



**Q90** Which of the following does the **NHS** school nurse do at your school?

**SELECT ALL THAT APPLY**

- Supports the school in managing attendance
- One-to-one student advice and support on an ad hoc basis
- A regular drop-in service for students
- Advice on managing health issues in the school setting for individual pupils
- Smoking cessation support
- Safeguarding
- Contributes to teaching on health and wellbeing topics in the formal curriculum
- None of the above
- Don't know

**Q91** How often is there a school-based counselling service available to students?

**SELECT ONE BOX ONLY**

- |   |  |
|---|--|
| <input type="checkbox"/> Every school day   | <input type="checkbox"/> On request only                                   |
| <input type="checkbox"/> 2 - 4 times a week | <input type="checkbox"/> We do not have a school-based counselling service |
| <input type="checkbox"/> Once a week        | <input type="checkbox"/> Don't know  |
| <input type="checkbox"/> Less often         |  |

**Q92** Are students informed of other local, confidential counselling services they can use?

**SELECT ONE BOX ONLY**

- Yes (GO TO Q93)       No (GO TO Q94)       Don't know (GO TO Q94)

**Q93** Can students attend such services during school hours?

**SELECT ONE BOX ONLY**

- |                              |  |
|------------------------------|--|
| <input type="checkbox"/> Yes | <input type="checkbox"/> Only in exceptional circumstances |
| <input type="checkbox"/> No  | <input type="checkbox"/> Don't know                        |

**Q94** Do you have a named person within your local Child and Adolescent Mental Health Service (CAMHS) who you can contact for help and support?  
**SELECT ONE BOX ONLY**

Yes

Don't know

No

Not applicable

**Q95** In the last two years, approximately how often has your school been in communication with your local CAMHS?  
**SELECT ONE BOX ONLY**

Weekly (GO TO Q96)

About once a term (GO TO Q96)

Fortnightly (GO TO Q96)

Less than once a term (GO TO Q96)

Monthly (GO TO Q96)

Never (GO TO Q97)

About once a half term (GO TO Q96)

Don't know (GO TO Q97)

**Q96** How is this communication achieved?  
**SELECT ALL THAT APPLY**

On-site clinics

Regular meetings

Joint training

Other

Telephone advice

Don't know

**Q97** How many referrals to your local CAMHS for assessment have you made in the last two academic years (2019/20 and 2020/21) for individual students?  
**SELECT ONE BOX IN EACH COLUMN**

	2019/20	2020/21
School cannot make referrals	<input type="checkbox"/>	<input type="checkbox"/>
None	<input type="checkbox"/>	<input type="checkbox"/>
One	<input type="checkbox"/>	<input type="checkbox"/>
Two to five	<input type="checkbox"/>	<input type="checkbox"/>
Six to ten	<input type="checkbox"/>	<input type="checkbox"/>
11 or more	<input type="checkbox"/>	<input type="checkbox"/>
Don't know	<input type="checkbox"/>	<input type="checkbox"/>

**Q98** When you made referrals, did the student(s) get access to treatment?

**SELECT ONE BOX ONLY**

Yes, all

No

Yes, some

Don't know

**Q99** To what extent do you feel supported by your local CAMHS?

**SELECT ONE BOX ONLY**

Very  
supported

1

2

3

4

Not at all  
supported

5

Don't  
know

Not  
applicable

**Q100** Is there an educational psychologist available to students in school?

**SELECT ONE BOX ONLY**

Yes, every school day

Yes, but on request only

Yes, 2 - 4 times a week

No

Yes, once a week

Don't know

Yes, less than once a week

The supplement section is about COVID-19 experiences and recovery strategies in your school. The first five questions specifically ask about your school’s experiences during the 2020/21 academic year.

**Q101** During the 2020/21 academic year, to what extent are you aware of students in your school having been affected in the following ways?

**SELECT ONE BOX ON EACH ROW**

	1 Not at all	2	3	4	5 To a large extent	Don't know
Decreased mental wellbeing (e.g. low mood)	<input type="checkbox"/>	<input type="checkbox"/>	<input type="checkbox"/>	<input type="checkbox"/>	<input type="checkbox"/>	<input type="checkbox"/>
Increased mental health problems requiring medical intervention (e.g. diagnosed disorders)	<input type="checkbox"/>	<input type="checkbox"/>	<input type="checkbox"/>	<input type="checkbox"/>	<input type="checkbox"/>	<input type="checkbox"/>
Increased loneliness and social isolation	<input type="checkbox"/>	<input type="checkbox"/>	<input type="checkbox"/>	<input type="checkbox"/>	<input type="checkbox"/>	<input type="checkbox"/>
Decreased motivation and engagement with school	<input type="checkbox"/>	<input type="checkbox"/>	<input type="checkbox"/>	<input type="checkbox"/>	<input type="checkbox"/>	<input type="checkbox"/>
Increased struggles with schoolwork	<input type="checkbox"/>	<input type="checkbox"/>	<input type="checkbox"/>	<input type="checkbox"/>	<input type="checkbox"/>	<input type="checkbox"/>
Increased disruption to normal sleeping patterns	<input type="checkbox"/>	<input type="checkbox"/>	<input type="checkbox"/>	<input type="checkbox"/>	<input type="checkbox"/>	<input type="checkbox"/>
Reduced opportunity for sport and physical activity	<input type="checkbox"/>	<input type="checkbox"/>	<input type="checkbox"/>	<input type="checkbox"/>	<input type="checkbox"/>	<input type="checkbox"/>
Increased financial concerns within the family	<input type="checkbox"/>	<input type="checkbox"/>	<input type="checkbox"/>	<input type="checkbox"/>	<input type="checkbox"/>	<input type="checkbox"/>
Increased food poverty/insecurity	<input type="checkbox"/>	<input type="checkbox"/>	<input type="checkbox"/>	<input type="checkbox"/>	<input type="checkbox"/>	<input type="checkbox"/>

**Q102** During the 2020/21 academic year, to what extent were you able to offer the following types of remote/blended learning activities in replacement of classroom-based face-to-face teaching when required to transfer to home learning?

**SELECT ONE BOX ON EACH ROW**

	1 Not at all	2	3	4	5 To a large extent	Don't know
Live online lessons for students	<input type="checkbox"/>	<input type="checkbox"/>	<input type="checkbox"/>	<input type="checkbox"/>	<input type="checkbox"/>	<input type="checkbox"/>
Pre-recorded online lessons for students	<input type="checkbox"/>	<input type="checkbox"/>	<input type="checkbox"/>	<input type="checkbox"/>	<input type="checkbox"/>	<input type="checkbox"/>
Writing/reading assignments	<input type="checkbox"/>	<input type="checkbox"/>	<input type="checkbox"/>	<input type="checkbox"/>	<input type="checkbox"/>	<input type="checkbox"/>
Practical lessons/assignments (e.g., art, design and technology, physical education)	<input type="checkbox"/>	<input type="checkbox"/>	<input type="checkbox"/>	<input type="checkbox"/>	<input type="checkbox"/>	<input type="checkbox"/>
Individual or small group sessions	<input type="checkbox"/>	<input type="checkbox"/>	<input type="checkbox"/>	<input type="checkbox"/>	<input type="checkbox"/>	<input type="checkbox"/>

**Q103** During the 2020/21 academic year, to what extent was your school able to allocate adequate resources to support the following groups when required to transfer to home learning?

**SELECT ONE BOX ON EACH ROW**

	1 Not at all	2	3	4	5 To a large extent	Don't know
Parents/carers to deliver home learning	<input type="checkbox"/>	<input type="checkbox"/>	<input type="checkbox"/>	<input type="checkbox"/>	<input type="checkbox"/>	<input type="checkbox"/>
Pupils without suitable IT equipment at home	<input type="checkbox"/>	<input type="checkbox"/>	<input type="checkbox"/>	<input type="checkbox"/>	<input type="checkbox"/>	<input type="checkbox"/>
Staff without suitable IT equipment at home	<input type="checkbox"/>	<input type="checkbox"/>	<input type="checkbox"/>	<input type="checkbox"/>	<input type="checkbox"/>	<input type="checkbox"/>
Pupils with additional learning needs	<input type="checkbox"/>	<input type="checkbox"/>	<input type="checkbox"/>	<input type="checkbox"/>	<input type="checkbox"/>	<input type="checkbox"/>

**Q104** During the 2020/21 academic year, in the periods when schools were not mandated to close, to what extent did COVID-19 social distancing measures impact on the following provisions in your school?

**SELECT ONE BOX ON EACH ROW**

	1 Not at all	2	3	4	5 To a large extent	Don't know
Breakfast clubs	<input type="checkbox"/>	<input type="checkbox"/>	<input type="checkbox"/>	<input type="checkbox"/>	<input type="checkbox"/>	<input type="checkbox"/>
Non-sports based after school clubs	<input type="checkbox"/>	<input type="checkbox"/>	<input type="checkbox"/>	<input type="checkbox"/>	<input type="checkbox"/>	<input type="checkbox"/>
Extracurricular sports	<input type="checkbox"/>	<input type="checkbox"/>	<input type="checkbox"/>	<input type="checkbox"/>	<input type="checkbox"/>	<input type="checkbox"/>

**Q105** During the 2020/21 academic year, did your school take any of the following steps to address the impact of disruption to learning caused by the COVID-19 pandemic?

**SELECT ALL THAT APPLY**

- Provide extra classes outside of normal teaching time
- Assign extra homework, assignments, or independent learning
- Hire additional resource such as tutors, TAs or teachers to provide smaller group teaching
- Do something else to help mitigate disruption to learning (please specify)

- None of the above
- Don't know

**Q106** What changes to school practice have been made in response to the COVID-19 pandemic?

**SELECT ALL THAT APPLY**

	2019/20	2020/21
Shortened school day or reduced hours	<input type="checkbox"/>	<input type="checkbox"/>
Lengthened school day or extended hours	<input type="checkbox"/>	<input type="checkbox"/>
Arranged for groups of pupils to attend on different days of the week	<input type="checkbox"/>	<input type="checkbox"/>
Staggered lunchbreaks or breaktimes	<input type="checkbox"/>	<input type="checkbox"/>
Staggered school start-times or end-times	<input type="checkbox"/>	<input type="checkbox"/>
Separated pupils into different zones/bubbles	<input type="checkbox"/>	<input type="checkbox"/>
Use of face coverings for staff and pupils	<input type="checkbox"/>	<input type="checkbox"/>
Introduced COVID-19 safety measures such as social distancing, one-way systems, or sanitisers (excluding face coverings)	<input type="checkbox"/>	<input type="checkbox"/>
Increase length of lessons	<input type="checkbox"/>	<input type="checkbox"/>
Decrease length of lessons	<input type="checkbox"/>	<input type="checkbox"/>
Made special arrangements to ensure free school meals were available to existing eligible families	<input type="checkbox"/>	<input type="checkbox"/>
Made special arrangements to ensure free school meals were available to new families	<input type="checkbox"/>	<input type="checkbox"/>
Offered additional wellbeing support services for pupils	<input type="checkbox"/>	<input type="checkbox"/>
Offered additional mental health support services for pupils	<input type="checkbox"/>	<input type="checkbox"/>
None of the above	<input type="checkbox"/>	<input type="checkbox"/>
Don't know	<input type="checkbox"/>	<input type="checkbox"/>

**Q107** Overall, what do you feel have been the main barriers to the learning progression of pupils at your school as a result of the COVID-19 pandemic?

**SELECT UP TO 4 OPTIONS ONLY**

- Lack of pupil engagement
- Increased demand upon parents
- Increased demand upon teachers
- School or bubble closure and pupil attendance levels
- Staff absence
- Social distancing measures such as limited group work in classrooms
- Difficulties doing practical work
- Pupil access to technology
- Challenges with pupils' mental health and wellbeing
- Challenges with teachers' mental health and wellbeing
- Other (please specify)

- None of the above
- Don't know



The next question asks about school practice during periods of closure mandated by national lockdowns.

Q108 During school closures, if your school was open to children of critical workers (e.g. children of parents whose work is considered critical during the COVID-19 pandemic) and/or vulnerable children (e.g. children living in families with high conflict level, or children with minimum space/many siblings at home), please give some brief details of the arrangements that were in place?

**SELECT ONE OPTION ONLY**

- School was not open to these groups
- Don't know

The final questions ask about the current impact of COVID-19 both on learners and upon existing practice within your school.

Q109 In your school, what are the main challenges facing learners now as a result of the COVID-19 pandemic?

**SELECT ONE OPTION ONLY**


- School was not open to these groups
- Don't know

Q110 In your school, are there any changes that you've made as a result of the COVID-19 pandemic that have had positive impacts on pupils and/or staff that you intend to keep moving forward?

**SELECT ONE OPTION ONLY**

- Yes
- No
- Don't know

**Q111** Please give some brief details of these changes



Don't know